


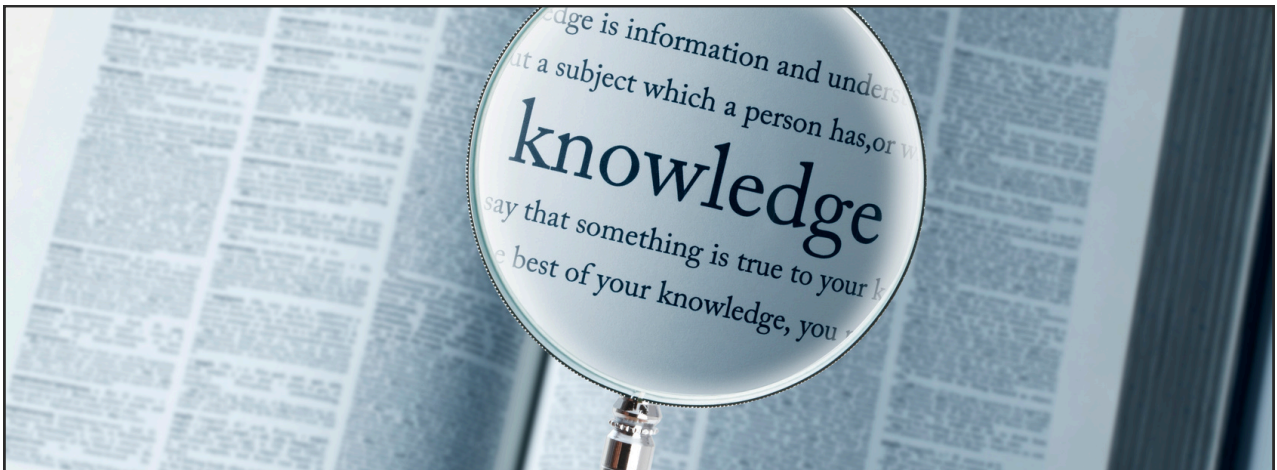
THE ULTIMATE GUIDE TO BREAKING INTO REGULATORY WRITING IN 90 DAYS

BY ATHENA BIO



STEP 1

BUILD A SOLID KNOWLEDGE FOUNDATION



Breaking into regulatory writing starts with understanding the industry's unique requirements and expectations. Here's what you need to know:

Key Areas to Master:

- **Regulatory Writing Basics**
Learn the essentials of clinical trial protocols, investigator brochures, and clinical study reports.
- **Compliance Standards**
Understand HIPAA regulations, FDA guidelines, and ICH requirements to ensure your work meets industry expectations.
- **Expert Insights**
Leverage the knowledge of industry veterans with over 65 years of combined experience.


PRO TIP

Bookmark reputable resources like the FDA's clinical trials database or ICH guidelines to stay updated on industry changes.



STEP 2

BUILD YOUR PORTFOLIO WITH HANDS-ON PROJECTS



Your portfolio is the key to opening doors. Here's how to create one that hiring managers can't ignore:

What Your Portfolio Should Include:

- **Regulatory Writing Basics**
Showcase your ability to draft essential documents that guide clinical studies.
- **Clinical Study Report**
Demonstrate how you can summarize trial data effectively.
- **AI-Enhanced Samples**
Use AI tools to refine your writing and highlight your tech-savvy skills.

Quick Portfolio Checklist

- ☒ Tangible, real-world examples of your work.
- ☒ Clear formatting and professional presentation.
- ☒ A focus on key skills relevant to regulatory writing roles.


PRO TIP

If you don't have prior experience, practice by creating mock documents based on publicly available clinical trial data.



STEP 3

NAIL YOUR JOB SEARCH AND INTERVIEW STRATEGY



Applying for regulatory writing roles can feel daunting, but with the right tools, you can stand out in a crowded job market.

Game-Changing Job Search Tips:

- **Leverage AI for Networking**
Use tools like LinkedIn AI to identify referrals within your target companies and connect directly with hiring managers.
- **Create ATS-Friendly Resumes**
Format your resume to pass through applicant tracking systems and get seen by recruiters.

Interview Preparation:

- **Practice Behavioral Questions**
Hiring managers often ask questions about problem-solving and teamwork. Be ready with specific examples.
- **Showcase Your Portfolio**
Highlight your hands-on experience during interviews to prove your capabilities.

PRO TIP

Always ask insightful questions about the role during the interview. It shows genuine interest and preparation.



STEP 4

OVERCOMING COMMON CHALLENGES



Here are practical solutions to some of the biggest obstacles aspiring regulatory writers face:

CHALLENGE 1:

"I don't have experience."

● Solution

Build a portfolio with real-world examples during this program. Hiring managers care more about what you can do than your job history.

CHALLENGE 2:

"My resume keeps getting rejected by the ATS."

● Solution

Use the included ATS-approved resume template to ensure your application gets noticed.

CHALLENGE 3:

"I've tried other programs, but they didn't help."

● Solution

Our hands-on approach combines knowledge building, active learning, and personalized feedback to set you apart from the competition.



YOUR NEXT STEP

Are you ready to fast-track your career as a regulatory writer? Let's make it happen.

Book a Free Career Roadmap Call Today!

During this call, we'll create a personalized action plan to help you break into regulatory writing in just 90 days.

Spots are limited, so book now to take control of your future!

BOOK NOW

ABOUT US

At Athena Bio, we specialize in helping ambitious professionals transition into high-value careers as regulatory writers. Our 3-Phase Program ensures you have the knowledge, portfolio, and job search strategies to succeed. With expert guidance and hands-on training, we're here to help you land your dream role.

**GET STARTED NOW—YOUR FUTURE AS A
REGULATORY WRITER AWAITS!**